

Actian Deployment Portal 使用方法

Actian Deployment Portal 使用方法

Actian Deployment Portal では Actian Zen Workgroup (PSQL Workgroup) および Actian Zen Edge の Deployment License 用のオンライン マネージメント ツールを提供します。Deployment Pack を追加し、個別のライセンスに分割し、それぞれのライセンスと関連する顧客情報を追跡することが可能です。

ログオン

[**Log On to Deploy**] をクリックします。

まだ Actian ID をお持ちでない場合は “**Create a Pervasive website account**” をクリックしてアカウントを作成してください。

パスワードを忘れた場合は、“**Forgot your password**” をクリックしてください。

Actian Deployment Portal

Welcome

Welcome to the Actian Deployment portal for Btrieve 12 and PSQL Workgroup Deployment packs. The portal provides an always available online management tool for deployment packs. You will be able to add new deployment packs, split deployment packs into individual licenses and track customer information related to each license.

Please enter your Pervasive website username and password to get started.

Account Information


[Log On to Deploy](#)

[Forgot your Password](#)

[Create a Pervasive website account](#)

Actian ID の電子メールアドレスとパスワードを入力して、[**Log in**] をクリックします。

Are you a converted customer logging in for the **first time**? If so, click [here](#) to set your password



Email

Password

Log in

[Forgot your password?](#) [Not a member?](#)

Deployment Pack の追加

ログオンしたアカウントに Deployment Pack ライセンスを追加します。

1. **[Active Deployment Packs]** 画面の **[Add Deployment Pack]** ボタンをクリックするか、左ナビゲーションから **“Deployment Packs”** の **“Add”** をクリックします。

Deployment Portal

Deployment Packs

- Active
- Add
- Depleted

Licenses

- Requests
- Licenses

Active Deployment Packs

Select a deployment pack to create new or view existing licenses.

Serial Number	Product	Max	Remaining
No deployment packs with remaining users were found.			

[Add Deployment Pack](#)

2. ライセンス契約書に記載されている Serial Number(シリアル番号) と Key(ライセンスキー) を入力して、**[Add Deployment Pack]** をクリックします。

Deployment Portal

Deployment Packs

- Active
- Add
- Depleted

Licenses

- Requests
- Licenses

Add Deployment Pack

To add a Deployment Pack to this portal, you need to provide both the serial number and the key. Once added, you will be able to split the Deployment Pack into individual licenses.

Serial Number:

Key:

[Cancel](#) [Add Deployment Pack](#)

Success

The Deployment Pack has been successfully added. [Continue](#)

製品キーの作成

1. 使用する Deployment Pack の右側の **[Create Licenses]** をクリックします。

Deployment Portal

Deployment Packs

- Active
- Add
- Depleted

Licenses

- Requests
- Licenses

Active Deployment Packs

Select a deployment pack to create new or view existing licenses.

Serial Number	Product	Max	Remaining	
001330529	PSQL v11 Workgroup - 25 Count Deployment NFR v11.00	25	20	Create Licenses
002420786	Zen v13 Deployment Pack z13	250	250	Create Licenses

[Add Deployment Pack](#)

Actian Deployment Portal 使用方法

2. Workgroup の場合は、1、3 および 5 ユーザー数のベースライセンスと、1 および 2 ユーザー数の追加ユーザー ライセンスが指定できます。

Actian Zen Edge の場合は、1 ~ 10 のベースライセンスと、1 および 2 ユーザー数の追加ユーザー ライセンスが指定できます。

作成するライセンスの種類のパターンを必要な数の回数分クリックします。作成するライセンスがボタンの下に表示されます。表示されたライセンスをクリックすると取り消すことができます。作成するライセンスの指定が完了したら [Next] ボタンをクリックします。

Workgroup の場合

The screenshot shows the 'Create Deployment Licenses' interface for a Workgroup license. The page title is 'Create Deployment Licenses' and the deployment pack is '001330529: PSQL v11 Workgroup - 25 Count Deployment NFR v11.00'. The instructions state: 'Use this page to split a deployment pack into individual product keys. For Btrieve 12, input a number of users for the license you wish to create and click the Add button. To create additional licenses, repeat the process. When you are ready to generate the keys, click Next. For PSQL Workgroup licenses, select Base License to create a 1, 3, or 5 user Workgroup license. Select User Count Increase for licenses to add users to an existing Workgroup license. To undo an individual license, click the x next to the license.'

The interface is divided into three main sections:

- Base License:** Contains three buttons labeled '1', '3', and '5'.
- User Count Increases:** Contains two buttons labeled '1' and '2'.
- Totals:** A summary box showing:
 - Total Users: 25
 - Previously Used: 5
 - New Deployments: 0
 - Remaining Users: 20

Navigation buttons 'Cancel' and 'Next' are located at the top right and bottom right of the main content area.

Zen Edge の場合

The screenshot shows the 'Create Deployment Licenses' interface for a Zen Edge license. The page title is 'Create Deployment Licenses' and the deployment pack is '002420786: Zen v13 Deployment Pack z13'. The instructions state: 'Use this page to split a deployment pack into individual product keys. For Btrieve 12, input a number of users for the license you wish to create and click the Add button. To create additional licenses, repeat the process. When you are ready to generate the keys, click Next. For PSQL Workgroup licenses, select Base License to create a 1, 3, or 5 user Workgroup license. Select User Count Increase for licenses to add users to an existing Workgroup license. To undo an individual license, click the x next to the license.'

The interface is divided into three main sections:

- Base License:** Contains ten buttons labeled '1' through '10'.
- User Count Increases:** Contains two buttons labeled '1' and '2'.
- Totals:** A summary box showing:
 - Total Users: 250
 - Previously Used: 0
 - New Deployments: 0
 - Remaining Users: 250

Navigation buttons 'Cancel' and 'Next' are located at the top right and bottom right of the main content area.

Action Deployment Portal 使用方法

- 発行する製品キーのユーザー情報を登録できます。(注意: 日本語は未対応です。半角の英数字を使用してください)。自分のアカウント情報を使用する場合は "Register to Me" をクリックします。以前に作成した製品キーの情報を利用する場合は、"Select from previous license" をクリックします。[Next] ボタンをクリックします。

Workgroup の場合

Deployment Portal

Deployment Packs
Active
Add
Depleted

Licenses
Requests
Licenses

Create Deployment Licenses


Licenses will be created from Deployment Pack 001330529
PSQL v11 Workgroup - 25 Count Deployment NFR v11.00


Please provide end user information for each of the deployment licenses below. This information can be updated later by clicking "Edit Registration" when viewing the license record.

Cancel Previous Next

License 1 - 1 User

First name *	Last name *	Street Address *		
<input type="text"/>	<input type="text"/>	<input type="text"/>		
Company *	City *	State/Province	Postal Code	
<input type="text"/>	<input type="text"/>	<input type="text"/>	<input type="text"/>	
Email *	Country *			
<input type="text"/>	<input type="text"/>			
Phone *	Fax			
<input type="text"/>	<input type="text"/>			

 Register to Me
Edit My Profile

 Select from previous license

Cancel Previous Next

Zen Edge の場合

Deployment Portal

Deployment Packs
Active
Add
Depleted

Licenses
Requests
Licenses

Create Deployment Licenses


Licenses will be created from Deployment Pack 002420786
Zen v13 Deployment Pack z13

Please provide end user information for each of the deployment licenses below. This information can be updated later by clicking "Edit Registration" when viewing the license record.

Cancel Previous Next

License 1 - 1 User

First name *	Last name *	Street Address *		
<input type="text"/>	<input type="text"/>	<input type="text"/>		
Company *	City *	State/Province	Postal Code	
<input type="text"/>	<input type="text"/>	<input type="text"/>	<input type="text"/>	
Email *	Country *			
<input type="text"/>	<input type="text"/>			
Phone *	Fax			
<input type="text"/>	<input type="text"/>			

 Register to Me
Edit My Profile

Cancel Previous Next

Actian Deployment Portal 使用方法

- 作成する製品キーの情報を確認して、[**Generate Product Keys**] ボタンをクリックします。作成したキーは取り消すことができないので慎重に確認してください。

Workgroup の場合

The screenshot shows the 'Confirm License Request' interface. On the left is a navigation sidebar with 'Deployment Portal' at the top, followed by 'Deployment Packs' (with sub-links: Active, Add, Depleted) and 'Licenses' (with sub-links: Requests, Licenses). The main content area has the title 'Confirm License Request' and a warning: 'Please review the request before generating the licenses. This request cannot be undone once the licenses have been generated.' Below this, the following information is displayed: 'Deployment Pack S/N: 001330529', 'Product: PSQL v11 Workgroup - 25 Count Deployment NFR v11.00', 'Total Licenses in This Request: 1', 'Total User Counts Used in This Request: 1', and 'Licenses Remaining in 001330529: 19'. At the bottom right of this section are three buttons: 'Cancel', 'Previous', and 'Generate Product Keys'. A large box labeled 'License 1' contains the details: 'User Count: 1', 'License Type: Product', and 'Registered To: AG-TECH CORP.'. At the bottom right of this box are the same three buttons: 'Cancel', 'Previous', and 'Generate Product Keys'.

Zen Edge の場合

The screenshot shows the 'Confirm License Request' interface for a Zen Edge deployment pack. The sidebar is identical to the previous screenshot. The main content area has the title 'Confirm License Request' and the same warning. The information displayed is: 'Deployment Pack S/N: 002420786', 'Product: Zen v13 Deployment Pack z13', 'Total Licenses in This Request: 1', 'Total User Counts Used in This Request: 1', and 'Licenses Remaining in 002420786: 249'. At the bottom right of this section are three buttons: 'Cancel', 'Previous', and 'Generate Product Keys'. A large box labeled 'License 1' contains the details: 'User Count: 1', 'License Type: Product', and 'Registered To: AG-TECH CORP.'. At the bottom right of this box are the same three buttons: 'Cancel', 'Previous', and 'Generate Product Keys'.

Actian Deployment Portal 使用方法

5. 作成された製品キーをエンドユーザーに配布します。[**Export Licenses**] ボタンをクリックすると xml ファイルに保存できます。

License Request WGR0257

Request Details

Request Number: WGR0257 Deployment Pack: 999999999
User Count Used: 1 Licenses Created: 1
Licenses Created: 1 Requested By: xxx@xxxx.co.jp
Requested: 11/16/2010 12:08:53 AM

[Export Licenses](#)

Licenses

License Number	User Count	Product Key	Customer	License Type
WGL00637	1	2M4R3-R8VTP-G3K2Q-TC937-K4R22-GHF2K	XXXX CORP.	Base License

作成済み製品キーの確認

左ナビゲーションから“**Licenses**”をクリックします。ライセンス番号をクリックすると詳細を表示します。

Licenses

Licenses created from your workgroup deployment packs are listed below. Click on a license number to see more details.

[Export Licenses](#)

Number	Deployment Pack	User Count	Product Key	Customer	Created
WGL00637	999999999	1	2M4R3-R8VTP-G3K2Q-TC937-K4R22-GHF2K	XXXX CORP.	11/16/2010
WGL00638	999999999	1	WP6QF-H2RWJ-Q982D-KH28Y-49Q8Y-2T499	XXXX CORP.	11/16/2010

左ナビゲーションから“**Requests**”をクリックします。リクエスト番号をクリックすると詳細を表示します。

License Requests

Each request for licenses is listed below. Click on a request number to see more details. You can create more licenses by selecting a Deployment Pack and choosing "Split".

Request Number	Deployment Pack	Product	Users	Licenses	Requested
WGR0258	999999999	PSQL v11 Workgroup - 25 Count Deployment NFR v11.00	1	1	11/16/2010
WGR0257	999999999	PSQL v11 Workgroup - 25 Count Deployment NFR v11.00	1	1	11/16/2010

使用済み Deployment Pack の確認

左ナビゲーションから“**Deployment Packs**”の“**Depleted**”をクリックします。ユーザー数を使い切った Deployment Pack を表示します。

Empty Deployment Packs

Serial Number	Product	Max	Remaining
No deployment packs with remaining users were found.			